

Calico Hutch
Quilt Shop

“Always Worth the Drive”

Mon. - Sat. 9-5 *Fri. 9-9

20520 810th Ave Hayward, MN 56043

www.calicohutchquiltshop.com



25% off storewide*
September 13, 14, & 15

IN-STORE ONLY SALE

Thursday 9-5, Friday 9-9, Saturday 9-5

*One yard minimum cuts. In-stock items only. Some exclusions apply including batting, pincushions, ironing board covers, sewing machines and cabinets

BERNINA+

Fall Savings
September 1-30, 2018
GO FOR THE GOLD



Buy a B 770 Plus Anniversary Edition and receive over \$2,300 worth of golden goodies!
X-Large Machine Suitcase
Accessory Bag
Quilt Kit
Rulerwork Ruler
Golden Foot #1 in Tin
Golden Adjustable Ruler Foot #72 in Tin
Exclusive Golden Scissor Set with Rotary Cutter
Instant Savings Off Future Purchases*
* can be used towards embroidery module!!!

Free Golden Bundle Valued at \$2,300

SEPT. 13-17, 2018

0% INTEREST FOR 60 MONTHS ON ALL BERNINA PURCHASES OF \$3,000 OR MORE!

60 EQUAL MONTHLY PAYMENTS REQUIRED!

TELL ME MORE!



MADE TO CREATE BERNINA

Buy a B 880 Plus Anniversary Edition or B790 Plus Anniversary Edition and receive over \$3,600 worth of golden goodies!
X-Large Machine Suitcase
X-Large Module Suitcase
Accessory Bag
Quilt Kit
Rulerwork Ruler
Golden Foot #1 in Tin
Golden Adjustable Ruler Foot #72 in Tin
Exclusive golden Scissor Set with Rotary Cutter
400+ Embroidery Designs on USB Stick
Instant Savings Off Future Purchases

Free Golden Bundle Valued at \$3,600

Benefits with purchasing your new Bernina at the Calico Hutch:

- ◆ 25% off kits, fabric and Bernina accessories for the first year and
- ◆ Bring in your machine each year for a service and receive 20% off kits, fabric and Bernina accessories for as long as you own your machine.
- ◆ Free Mastery Classes for the lifetime of your machine
- ◆ First year cleaning is free.
- ◆ Fully trained staff and service department.

The new B 570—Slightly larger than the 440—weighs about the same—way more features!!!!

LIKE YOU, THIS MACHINE LOVES TO QUILT!

INTRODUCING THE NEWLY-ENGINEERED B 570 QE



MADE TO CREATE BERNINA

Stop in and meet the newly-engineered B 570

- ◆ Bernina Dual Feed—makes not a sound!!
- ◆ Automatic Thread Cutter
- ◆ Automatic Presser Foot Lifter
- ◆ Modern, Color Touchscreen
- ◆ Multi-function Knobs
- ◆ Bernina Stitch Regulator
- ◆ Bernina Free Hand System
- ◆ Extended Freearm space 8.5 inches to right of needle
- ◆ Bernina hook—all metal, quiet, powerful and precise front-load Jumbo Bobbin holds up to 70% more thread

Classes



Endless | (Adv Beginner) | 2 Thursdays | October 18 & November 8 (9-12)

Are you interested in paper piecing, but don't want to fuss with tearing out all the little bits of paper when you've finished? Mike will show you how to construct this project using freezer paper piecing. Once you're on your way, you'll be ready to complete this stunning quilt designed by Jacqueline de Jonge in record time!

Patterns and kits available | Instructor Mike Ellingsen | Class \$35



The Cardinals (Beyond Beginner) | 1 Saturday | October 20 (11:30-4:30)

This paper piecing class will teach you the basics and beyond as you continue your paper-piecing journey. Merle teaches you the process and tools necessary for successful paper piecing while you make this cute 14" square quilt of cheerful cardinals. Pattern by MH Designs.

Kits and patterns available | Instructor Merle Stensrud | Class \$30



Panel Bargello Throw | (Beginner) | 1 Monday | November 5 (5-8)

Start with a horizontal panel and 10 coordinating fat quarters, follow Mike's plan for an easy bargello with a half-block drop and you'll have this throw ready in no time. A great beginner quilt.

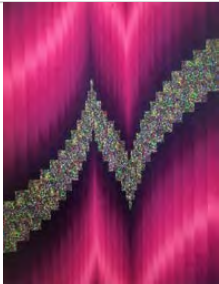
Kits and patterns available | Instructor Mike Ellingsen | Class \$30



Tuffet | (Beyond Beginner) | Thurs November 1 & Wed November 14 (5:30-9)

You will take home a finished tuffet under the guidance of Charlie. In the first class Charlie shows you how to make the covering. In the second class Charlie shows you how to assemble the tuffet, complete with a perfectly covered button and black feet. The popular round tuffet patterns and kits are also available.


Patterns, tuffet hardware kits and fabric kits available | Instructor Charlie Hoerth | Class \$35



Two Fabric Bargello | 1 Thursday | October 18 | (1-4)

A bargello with just two fabrics? It's true! You'll be hooked once you see the wonderful new assortment of Effervescence fabrics paired with companion ombres - you won't be able to stop at just one. Let Mike help you interpret the pattern to create your own work of art.

Patterns and kits available | Instructor Mike Ellingsen | Class \$30



Git 'er Done | Thursday | Oct 18 or Tuesday | Oct 23 | (5-8)

Do you have a project that you've gotten stalled on? Bring it to class and Mike will help you get over the hurdles. Whether it is a question on construction, pressing, binding or just understanding the instructions, this is a chance to get some help and git 'er done!

Instructor Mike Ellingsen | Class \$30



Spiral Star | (Adv Beginner) | 2 Mondays | October 1 and 22 | (12:30-4:30)

You may have seen a square version of this quilt on social media. This is Mike's version using 18 gradated blue fabrics set against a black background. Cut strips and sew your strata; and then use a wedge roller to cut them to a perfect size. This is not a beginner quilt - but with Mike's guidance, this queen-sized show-stopper will fit together like a dream.

Kits and patterns available | Instructor Mike Ellingsen | Class \$35

Classes



Tree Hugger | (Beginner) | 1 Saturday | October 6 (11-4:30)

This is a great way to start your paper piecing adventure, making a 27 x 77 tree to fit your wall for Christmas. Each piece of fabric is cut in a perfect rectangle or square so each fabric is sized to match with the paper-piece instructions. Little trimming and minimal waste. Cindi Edgerton's pattern includes enough tissue to make two tree quilts, fabric for one. Everything except the binding is in the kit, ready to go.

Kits and patterns available | Instructor Merle Stensrud | Class \$30



Super Tote | (Adv Beginner) | 1 Saturday | November 17 (10-5)

Our very own bag specialist, Donnarae, will guide you through the entire process from start to finish while you make this classy Super Tote by Noodlehead. Tote features recessed zipper, roomy interior pockets, front exterior pocket, cute piping and pleat details. With a little preparation for class and you can finish in a day!

Kits and pattern available | Instructor Donnarae Davis | Class \$35



Lucky Stars | (Beginner) | 2 Thursdays | November 15 & 29 (6-8:30)

Turning Twenty turns twenty fat quarters into a nicely sized 70 x 86 quilt, perfect for kids or adults to cuddle under. Pick from a variety of Turning Twenty kits or choose your very own fat quarters. With Merle's patience and assistance you will learn the basics of cutting, piecing, pressing and all that is involved in making a quilt top, start to finish.

Kits and patterns available | Instructor Merle Stensrud | Class \$35



All Bundled Up | 1 Saturday | December 1 (1-4)

This class teaches you the basics of applique. Come to class with your background put together and Merle shows you the process and tools necessary for successful applique while you make this adorable 12-inch simple-to-complete mini-quilt. Slip a new Little Quilt Squared on each month or keep All Bundled Up the year round.

Kits and patterns available | Instructor Merle Stensrud | Class \$30



Machine Quilting - Large and Small | 1 Thursday | November 8 (5-8)

Mike has quilted over 200 of his own quilts on his classic Bernina 1090—and he is ready to share some of his secrets with you. This is a class where you need to bring in your own machine so you can practice quilting with your walking foot and free motion quilting foot—you won't be sitting on the sidelines watching. Mike will guide you a step at a time—and you'll also have a chance to test drive the new Bernina Q-20—a "sit down long arm" machine!


Instructor Mike Ellingsen | Class \$30



Woven Spectrum | (Beginner) | 2 Mondays | October 1 & 22 (5:30—8:30)

Mike is here to help you make this variation of a log cabin. The best part . . . it is made entirely from only one fabric. Granted the fabric is a spectacular rainbow ombre but the 50 x 50 only requires 3 1/2 yards including the binding.

Kits and patterns available | Instructor Mike Ellingsen | Class \$30 (Larger size available, too)



Five Yard Quilt | (Beginner) | 2 Mondays | October 15 & 29 (6-8:30)

Merle guides you through all the quilty details involved in making the Five Yard Quilt. You can pick your own five yards or kits are made up in more than one version finishing to a nice throw size 52 x 68. Learn the basics from cutting, piecing, pressing and more. Have fun while you start your quilting adventure with Merle.

Kits and patterns available | Instructor Merle Stensrud | Class \$35

Classes



Pink Sand Beach Party | 1 Thursday | October 4 (10-4)

Donnarae is having a Pink Sand Beach Party! Come join the fun and learn to make the Hampton Bag, Bermuda Bag, Fiji Tote, Barbados Bag or Modern Clutch. If it's a Pink Sand Beach pattern, Donnarae will show you how its done!!

Kits and patterns available | Instructor Donnarae Davis | Class \$35



Jelly-Roll Rug Squared | 1 Thursday | September 27 (5-8:30)

You can't go out and buy a rug like the Jelly-Roll Rug. Its 100% cotton, washable and you can make it to match your home! Donnarae will show you how easy and fun the rug is to make. You will want one for every room. Donnarae shows you what to do and what not to do in making this project.

Kits and patterns available | Instructor Donnarae Davis | Class \$30



Stellar Medallion Tree Skirt | 2 Monday | October 1 & 22 (9-12)

Mike is an expert when it comes to tree skirts, medallions and the 10-degree wedge ruler used in making this stunning tree skirt. What could be more beautiful under your tree this holiday and Mike will guide you through all the steps in finishing this stellar 50-inch beauty .

Kits and patterns available | Instructor Mike Ellingsen | Class \$30



Shadow Cabin Beginner | 1 Tuesday | October 23| (1-4)

Mike is here to help you make this variation of a log cabin, cut from shaded ombre fabrics. The unique combination of ombre fabric and a snappy solid creates this wonky and very interesting Shadow Cabin.

Kits and patterns available | Instructor Mike Ellingsen | Class \$30



Spectrum Rail Fence | 1 Monday | November 5 | (9-12)

This is Mike's latest pattern in his ombre stage. One fabric makes the entire quilt - including binding! Mike will guide you through the cutting and construction - tricky, but not difficult. The sewing is absolutely beginner level - all you need is an accurate 1/4" seam allowance!

Kits and patterns available | Instructor Mike Ellingsen | Class \$30



Tree of Life | 1 Tuesday | October 23 | (9-12)

Mike's Tree of Life pattern is gorgeous, especially when assembled with the vibrant fabrics designed for Timeless Treasures by Chong-a-Hwang. Her Fantasy Forest panel is the center of attraction with her beautiful coordinates utilized to make stunning nine-patches for the outer border. Mike shows you how it's done!

Kits and patterns available | Instructor Mike Ellingsen | Class \$30



All About Bindings | 1 Saturday | September 22| (1-4)

Quilt top pieced and quilted? Now what! Answers revealed in this class. We will learn how to determine size and amount of binding needed, how to cut and join strips together, sew to edge, miter corners (successfully) and stitch down by hand or machine. If you want a "hands on" experience, bring a small quilt ready to go or create one 36 x 36 as a practice project.

Instructor Merle Stensrud | Class \$30



Mega Bow Tucks | 1 Saturday | September 29| (10-5)

Mega Bow Tucks tote (26" x 9" x 17") is the largest Bow Tucks ever! Mega has swivel hook hardware at each side to give it a smaller silhouette toward the top. They can be released to increase the storage capacity. Donnarae shows you how to make the bag and how to add a luggage strap to fit over your suitcase's handle. You will love all the inside and outside pockets.

Instructor Donnarae Davis | Class \$30 | Kits Available

Quilt Retreats

“Bahama Mama” Quilt Retreat - February 2019

Friday - Sunday | February 8, 9 & 10
\$139
“Beachy fun for everyone”
Call now for wait list!



Holiday Inn
Conference Center
Austin, MN

Join us for *three fun-filled days quilting with friends!*

PLUS...

Free demos
Massage therapist
Special room rates

4 meals

Show & Tell

Door prizes

Games

Bingo

Call today to reserve
your spot

507.377.1163

“Pink Flamingo Paradise” Quilt Retreat - April 2019

Friday - Sunday | April 5, 6 & 7, only \$138
Caboose Retreat | April 8, 9 & 10, only \$128 (FULL)
Friday - Sunday | April 12, 13 & 14 only \$136
SPACE AVAILABLE FOR BOTH WEEKENDS !




“Santa’s Workshop” Quilt Retreat - November 2018

Friday - Sunday | Nov 2, 3 & 4, only \$138
Caboose Retreat | Nov 5, 6 & 7, only \$ 128 (FULL)
Friday - Sunday | Nov 9, 10 & 11, only \$138
SPACE AVAILABLE FOR BOTH WEEKENDS !



Is there such a thing as too much fun??

Club News



Joyce's Club | First Saturday of the month @ 9:30 am

Enjoy a monthly get together where you can laugh, learn and be inspired by creative ideas and new techniques as you create your very own "Two Fabric Bargello" quilt, by Susie Weaver. The Two Fabric Bargello is stunningly beautiful and easy to accomplish. Calico Hutch kits are available with borders added to make a nice throw size, 60 x 70.

Joyce also frequently features new quilt projects shown first exclusively to group members. Each month receive a free fat quarters for bringing a recent show-and-tell project or treats to share with the group. Receive 20% off any store purchases on meeting days. Only \$10 for 2018 meeting **the first Saturday of the month at 9:30, September 8 at (9AM) note time and date change—Happy Labor Day, October 6, November 3 and December 1.** Join Joyce Erstad as she ventures out into the crazy, curvy world of Back Porch Designs and other fun projects during the year.



Clothesline Club 2017 | First Tuesday of the month @ 2:30 & 5:30 pm

Come join the Clothesline Club as we start off the year with Darlene Zimmerman's Amalie's Log Cabin, a wonderful Civil War era pattern, complete with a look into Amalie's life. Pattern comes with Amalie's life story and letters from the time of her life when she made the quilt.

Each month Clothesline Club leader, Donnarae Davis, shows new techniques, tools and new products arriving at the shop. **Mark your calendars for the first Tuesday of the month at 2:30 or 5:30 PM, October 2, November 6 and December 4.** Your \$10 yearly membership entitles you to food, fun and a 20% discount on purchases made the day of club meetings. We have attendance drawings for door prizes, free fat quarters for a recent project show-and-tell item or for sharing treats with club members. Clothesline Club is a great time to meet new friends and share special quilting tips and tricks, and enjoy fellowship with a fantastic group.



Stitchers' Club | Third Friday of the month @ 10 am

Join the Stitchers' Club meeting the third Friday of the month at 10 AM, September 21, October 19, November 16 and December 21. The 2018 project is "Bird's Eye" from the cover of Miss Rosie's Farmhouse Favorites book by Carrie Nelson. The group is also working on Cracked Pots (shown left) the same book. Cracked Pots kits are cut and ready to go!

Charlotte (Charlie) Hoerth will keep you informed of what is up-and-coming in the quilting world. Have fun with your friends and check out the great benefits available only to the Stitchers' Club, 20% off all merchandise purchased the day of club meeting, attendance drawings, free fat quarters for recent project show-and-tell items or sharing treats with the members. Come and visit, enjoy show-and-tell that day and see what exciting things the group is planning for 2018.



Civil Warriors Club | Fourth Wednesday of the month @ 6 pm

Purchase any of the Civil War block-of-the-month kits including "Melodies", "Hampton Ridge", "Star Spangled Liberty", "Conestoga Crossing", "Bristle Creek Farmhouse", or the latest - **Primitive Threads** (shown left), and you are a member of the "Civil Warriors." The Warriors meet the fourth Wednesday of the month at 6 PM with **upcoming dates of September 26, October 24, November 28, and December 19.** Earn free fat quarters for completed blocks and find encouragement from the Warriors club members while you learn special tips to help you complete your projects.

Bonnie showcases civil war projects, related history information and guides you through the journey of making your very own Civil War Commemorative quilt. The Civil War quilt kits feature reproduction fabrics identical to pattern requirements.



Speedy Needle Embroidery Club | Second Saturday of the month @ 10 am

The Calico Hutch invites you to join the Speedy Needle Embroidery Club, organized especially for embroidery enthusiasts everywhere. Janet Hintermeister and Jessica Steinbach will share ideas and embroidery techniques and answer questions you may have about the embroidery process. Each month they give away door prizes, show new techniques and products and keep you up to date on the latest in embroidery. The **Speedy Needle Embroidery Club meets on the second Saturday of the month at 10 AM including September 8, October 20—NOTE DATE CHANGE, November 10 and December 8.** Cost is only \$10 for the year and includes a 20% discount toward purchases the morning of meetings.

Bernina Classes & Events

Bernina Sewing Machine Mastery Classes

Our mastery curriculum is designed so you can have fun with your new Bernina and at the same time try out the great accessories available.

PLEASE CALL AND RESERVE YOUR SPOT FOR ALL CLASSES

Free Machine and Embroidery Mastery classes provided with every purchase of a new Bernina sewing machine from the Calico Hutch. If you purchased a machine elsewhere the fee per class is \$50.

Mastery #1 (The Basics)	5:30-9 1-4:30	September 17 September 24
Mastery #2 (Stitch Fun)	5:30-9 1-4:30	September 24 October 8
Mastery #3 (Creative Options)	5:30-7:30 1-3	October 8 October 15
BSR Stitch Regulator	7:30-8:30 3-4	October 8 October 15

Embroidery Mastery Classes

Embroidery Mastery #1	5:30-8:30	Tuesday	October 9
Embroidery Mastery #2	5:30-8:30	Wed	October 10
Embroidery Mastery #3	5:30-8:30	Thursday	October 11

BERNINA

- Basic Operation (all current Bernina models)
- Stitch Fun (all current Bernina models, excluding 1008 and Bernette)
- Creative Options (8 Series, 7 Series, 580, 570 QE 560)
- Embroidery Machine Basics (all current Bernina and Deco models)



Mug Rugs in the Hoop—Embroidery by Lunch Box Quilts | Wednesday | October 3 (1-4:30)
Booties in the Hoop—Embroidery by Smith Street Designs | Wednesday | October 3 (5:30-9)



Bigger than a coaster, but the perfect size for your mug and a snack. **Mug Rug Madness** includes six embroidery applique designs, Tea Pot, Coffee Pot, Tea Cup, Hot Chocolate, and two separate coffee cup designs.



Itty Bitty Booties are large enough for a special Christmas Gift Card and cute enough to hang on the tree!

Instructor Janet Hintermeister - Each class \$18

Open Embroidery | October 17 (1-4:30) and (5:30-9) | October 25 (1-4:30)


Have you taken the Embroidery Mastery classes but wish you could have more help or spend a few hours building your confidence in fine tuning this awesome hobby? These classes are just what you need. Take either class or both. Janet will help you with a project you are currently working on or help you with any new embroidery project you purchased here at the Calico Hutch.

Instructor Janet Hintermeister | Class \$18 each




Kindred Spirits Club III

Kindred Spirit III meets the 4th Wednesday monthly at 5:30 PM starting October 24. You are going to love, love this club and its six project designs. Fabrics are from the third Kindred Spirits line designed by Jill of Yellow Creek Designs and will be an exact match to the samples. Pick and choose which of the six projects you want or sign up to do all of them. Kits will be ready for you to pick up each monthly meeting. Call 507-377-1163 to sign up.



**Kindred
Spirits
III
2018**



Class Information

- ◆ **In an effort to make every class the best possible experience for everyone:**
- ◆ Payment of class fees must accompany registration. Please call us if you wish to pay by credit card.
- ◆ **Once paid and registered for class, please come in and pick up a class supply list or call us to have one sent or emailed. Please purchase and assemble all required supplies before class.**
- ◆ Calico Hutch offers a **20%** discount on all supplies purchased for classes.
- ◆ If you choose to mail in your payment and want us to mail you a class supply list, please enclose a self-address post-paid envelope with your payment.
- ◆ For common courtesy to the teacher and other students, please arrive early to set up your machine, organize all required class supplies and be ready to start at the designated time.
- ◆ Provided we receive seven days notice, we offer a full refund as a store credit if you cannot attend a class. A store credit is given if we cancel a class due to low enrollment or inclement weather.
- ◆ Familiarity with your sewing machine is a requirement.
- ◆ **Due to allergies Calico Hutch is a scent-free environment.** Thank you for respecting the health of others.